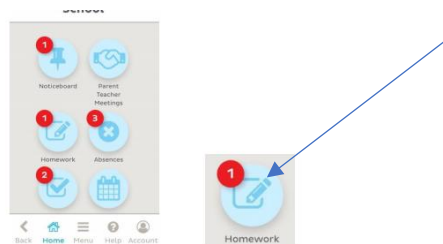


Remote Learning Guidance on Aladdin Connect for Parents

Scoil Mhuire, Knockraha

On your Aladdin Connect App, you will be used to seeing your child/children's homework displayed.

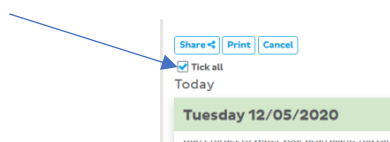


This is where you will find two things needed for remote learning:

- The weekly plan that will show an overview of the work for the whole week for the class. This will be attached on a Monday. You can then download it (it will be a pdf) or it can be viewed for up to a week later by going into previous days in the homework tab.
- Every day the class teacher will upload information to assist the children to complete the tasks assigned.

Sharing/Printing

As the Aladdin Connect account is a parent account and contains information that is private it is not recommended you give your Aladdin account details to your child or a third party such as a childminder/relative. Instead you can print out the homework using the print button, you can also click view more days and print these out in bulk. Just tick the days you wish to print



If you do not wish to print this out you may share the homework for the week with a third party

Use the share button:



Clicking or tapping the "Share" button brings you to a sharable live link for your child's homework. The link is copied to the clipboard and you can paste it into a message / email etc. to the desired recipient. The link updates daily to show the homework for the day. At the end of the week the link will expire and you will need to generate a new link.

Homework Content

The daily homework tips are the way in which your child's teacher will communicate with your child regarding the work assigned.

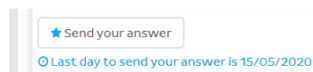
This will take many forms: word/powerpoint/links etc. This will include audio and screen records so the teacher can adequately explain new concepts.

There may also be links to the publisher of the textbooks, the table below explains how to access these. The class teacher will direct you to the activity required from these. The textbooks are also available here :

Class	Subject	Book	Publisher	How to Access
Juniors-6 th Class	Maths	Busy At Maths	CJ Fallon	https://my.cjfallon.ie/dashboard/student-resources/ Click on class level and subject and all resources will be there.
3 rd -6 th Class	English	Rainbows	CJ Fallon	As above.
1 st /2 nd	Irish	Céim ar Chéim	CJ Fallon	As above
2 nd /3 rd , 4 th /5 th	Irish	Seo Leat	CJ Fallon	As above
2 nd /3 rd , 4 th /5 th Class	S.E.S.E	Small World	CJ Fallon	As above
Juniors, Seniors, 5 th /6 th Class	Irish	Abair Liom	Folens	Go to Folensonline.ie and click register Select Teacher Fill in a username, email and password For Roll Number use the code: Prim20 for primary book resources
1 st /2 nd , 5 th /6 th Class	S.E.S.E	Earthlinks	Folens	As above.

Communicating with teachers/returning work.

There may be a reason you need to contact the teacher regarding the tasks assigned. For this type of communication please use the answers tab in your child's homework.



The teacher will then be able to see your message and reply to it.

If the teacher has requested the work to be returned to be marked, take a photo on your phone and use the tab shown below to send it to the teacher.



The teacher will be able to see the work and will send a comment/sticker in reply. You will find this or a reply to any message sent here:

